

QUICK SETUP GUIDE

Chest Mount System for GoPro™

NS-DGPCS10

PACKAGE CONTENTS

- Adjustable chest mount
- Surface J-hook
- Thumb screw
- *Quick Setup Guide*

FEATURES

- Compatible with most GoPro cameras
- Allows easy, hands-free recording
- J-hook lets you remove your camera without taking off the chest harness
- Perfect for skiing, mountain biking, or other activities where you want to take videos




ITEM	DESCRIPTION
Shoulder strap	Adjusts for a custom fit.
Chest strap	Adjusts for a custom fit. Features a buckle for putting on and taking off.
Surface J-hook mount	For inserting the surface J-hook.
Surface J-hook	Attach this hook to the groove in the surface J-hook mount to secure your GoPro camera to the chest strap.
Thumb screw	Use this screw to secure your GoPro camera to the surface J-hook.


USING YOUR CHEST MOUNT SYSTEM

Note: for ease of use, you may leave your GoPro camera attached to the surface J-hook and insert or remove on the chest mount system as needed.


- 1 Insert the surface J-hook into the groove on the surface J-hook mount, then push it until it clicks into place.



- 2 Secure your GoPro camera to the J-hook using the thumb screw, then put on the chest strap.



- 3 To remove the J-hook from chest strap mount, press the buckle on the J-hook, then slide the J-hook out.



ONE-YEAR LIMITED WARRANTY

Visit www.insigniaproducts.com for details.

CONTACT INSIGNIA:

For customer service, call 1-877-467-4289 (U.S. and Canada) or 01-800-926-3000 (Mexico)
www.insigniaproducts.com

GOPRO, HERO, the GOPRO logo, and the GoPro Be a Hero logo are trademarks or registered trademarks of GoPro, Inc.

INSIGNIA is a trademark of Best Buy and its affiliated companies.
Distributed by Best Buy Purchasing, LLC
©2016 Best Buy. All rights reserved.

Made in China